



# School Council Meeting #4



Monday, January 20, 2025






# Land Of Acknowledgement

We affirm that we are all treaty people and acknowledge that the York Region District School Board is located on the lands of two treaties. These treaties are signed with the Mississaugas of the Credit First Nation and the First Nations of the Williams Treaties who are: the Mississaugas of Alderville, Curve Lake, Hiawatha, Scugog Island; and the Chippewas of Beausoleil, Rama, and Georgina Island our closest neighbour and partner in education.

To honour this agreement we will take up our responsibility to be respectful of their traditions, knowledges and inherent rights as sovereign nations. We will respect their relationship with these lands and recognize that our connection to this land is through the continued relationship with these First Nations, and we acknowledge our shared responsibility to respect and care for the land and waters for future generations.



# Agenda

1. Welcome
  2. USAC updates
  3. Subject Department Presentations:
    - \* Guidance – Ms. Riolo – 40 min
  4. School Council Updates:
    - \* Dr. Anoosh Sharif – 5 min
  5. ADMIN Updates – 5 min
- 



# USAC Updates


Anna, Olivia, and Mia

# Updates from your student council

1. Spring Dance!
2. Hoodie update

# Spring Dance

- UHS is hosting their first annual spring dance!
  - Possible themes
    - Under the Blossoms
    - Retro Arcade
    - Tea Party
    - Alice in Wonderland
- Voting ended on Friday, Jan 17 and results will be revealed soon
- Free entry for SAC-fee paying students





# Hoodie Update





Coming soon...



Thank you!



# UNIONVILLE HIGH SCHOOL COURSE SELECTION INFORMATION 2025-2026 SCHOOL YEAR



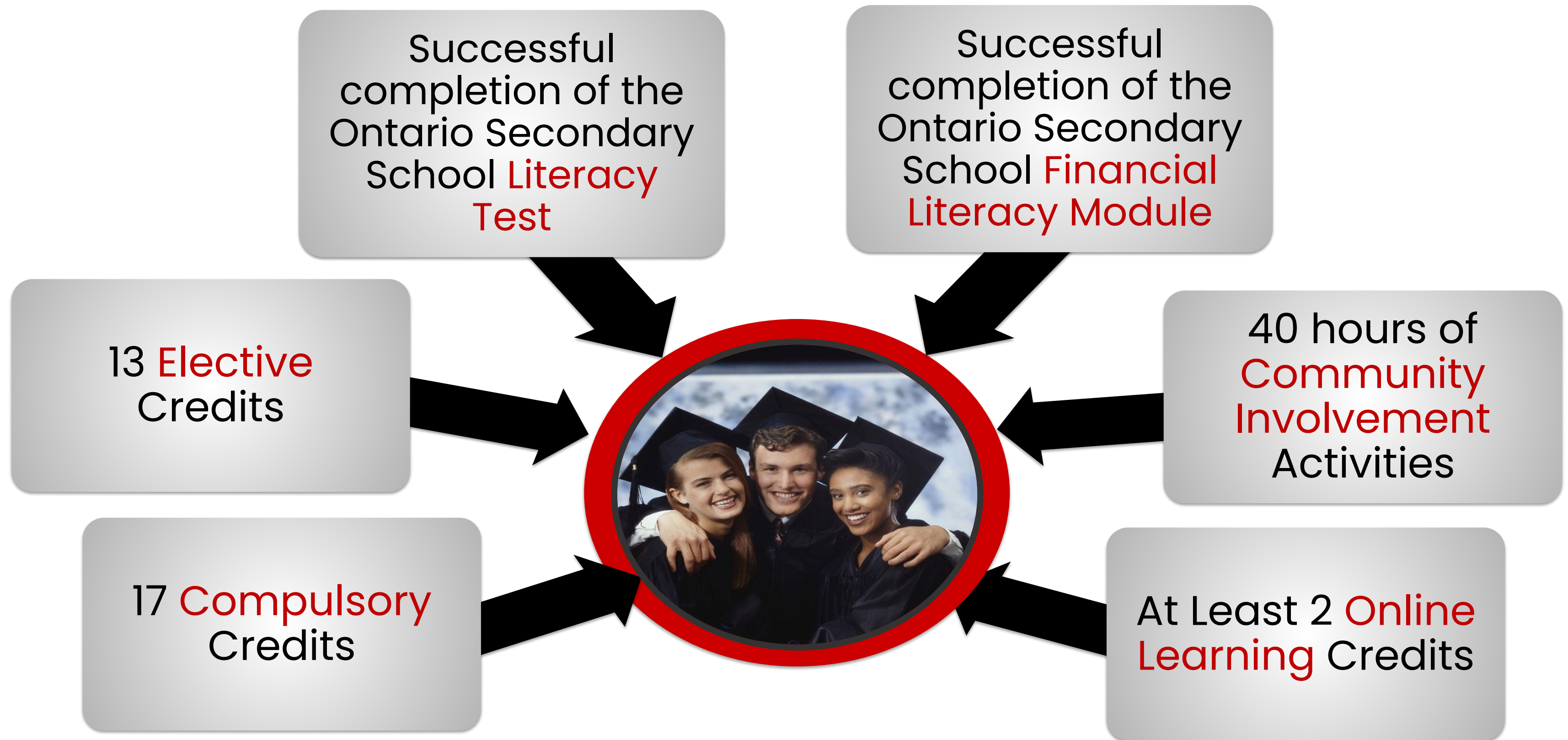


# ONTARIO SECONDARY SCHOOL DIPLOMA REQUIREMENTS (O.S.S.D.) **BEFORE SEPT 2024**



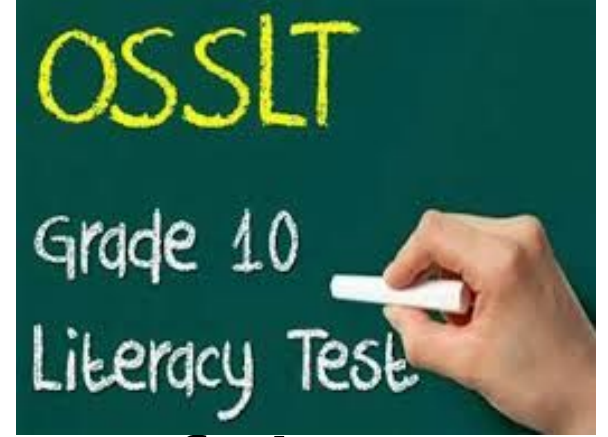
**\*N.B.** Changes to the Ontario Secondary School Diploma for grade 9 students beginning high school September 2024

# ONTARIO SECONDARY SCHOOL DIPLOMA REQUIREMENTS (O.S.S.D.) SEPT 2024 and Beyond





# DIPLOMA REQUIREMENTS



## THE GRADE 10 LITERACY TEST

- A diploma requirement. Administered in the Fall and Spring of the grade 10 year
- A test based on language and communication (reading and writing) expectations of curricula up to and including grade 9
- Accommodations, deferrals and exemptions may be appropriate for some students
- If standard not met in first attempt, schools will provide support; test is re-administered until student successfully completes the test or the Grade 12 Literacy Course (OLC4O)

# DIPLOMA REQUIREMENTS



## FINANCIAL LITERACY MODULE

- A new financial literacy graduation requirement as part of the grade 10 math course.
- Starting in 2025, students will learn how to manage a household budget, save for a home, learn to invest, and protect themselves from financial fraud.
- Students will need a passing grade of 70%.

# DIPLOMA REQUIREMENTS

## COMMUNITY INVOLVEMENT HOURS



Don

Step 1:

- Pick a form from Guidance office.

### Liability Insurance

You are covered by insurance plan for arising from the 40 hours of community involvement activities. The Notification and of Community Involvement Activities Form is

approved by the school **PRIOR** to the commencement of the volunteer activity.

Join  
Pro

**Potential Grads!**  
Deadline to submit  
hours is  
**June 2, 2025**

**Enrollment Key: 7t5zik**

form and submit to  
ing your volunteer


form from the Guidance  
**approved then you**  
es.

- outside of class time
- without pay at a not-for-profit organization
- Students are encourage to have hours completed by end of gr.11

# DIPLLOMA REQUIREMENTS

## ONLINE LEARNING GRADUATION REQUIREMENT

Students must be successful in at least two online learning credits to earn their Ontario Secondary School Diploma.



### Opting Out

Parents/Guardian who wish to opt out or exempt their child from the online graduation requirement must complete the opt-out form available from YRDSB or can select 'online opt-out' during the course selection period through My Pathway Planner.

Exemption from the online learning graduation requirements may be requested by:

- the parent or guardian of the secondary student
- students who are 18 years of age or older
- students who are 16 or 17 years of age and have withdrawn from parental control



# 34 CREDIT THRESHOLD



- Most students will complete 30 credits within four years. If needed, students **may earn up to 34 credits within five years.**
- While enrolled in their first four consecutive years of secondary school, students may go beyond 34 credits (e.g., music repertoire, summer school, night school, e-learning)
- After secondary school, going beyond the 34 credit threshold is possible with:
  - o Night School Online learning
  - o Night School
  - o Summer School
  - o Independent Learning Centre
  - o Adult Day School

## **The 34 Credit Threshold does not apply to:**

- Students with an IEP
- International (VISA) students
- English as a Second Language (ESL) core language courses and/or English Literacy Development core language courses



# FULL DISCLOSURE



## Grade 9 & 10

Only successfully completed courses appear on your transcript

## Grades 11 & 12

A list of ALL courses taken or attempted, with the percentage grade, will appear on your transcript

**\*\*Credits outside of day school are identified on the transcript\*\***

# FULL TIME STUDENT STATUS

- Students are required to carry a full-time course load
  - This means Grade 9-11 students must carry 8 courses (4 in each semester)
  - Grade 12 students must carry a minimum of 6 courses (Can have 1 spare each semester).
- \*\*Grade 12 students must have a minimum of 24 accumulated credits to be eligible for a spare\*\***



# COURSE PATHWAY TYPES

## IN GR. 9 AND 10

DESTREAMED/  
ACADEMIC

ENL1W1  
CGC1W1  
FSF1D1  
MTH1W1  
SNC1W1  
ENG2D1  
CHC2D1  
MPM2D1  
SNC2D1

APPLIED

SNC2P1  
ENG2P1  
MFM2P1

OPEN

FSF1O1  
GLC2O1  
CHV2O1  
PHYS-ED  
ELECTIVES

LOCALLY  
DEVELOPED

MAT1L1  
SNC1L1  
ENG1L1  
MAT2L1  
SNC2L1  
ENG2L1  
CHC2L1

COURSE TYPE	DETAILS
ACADEMIC	<ul style="list-style-type: none"> <li>offered in the following compulsory courses: French (more than 600 hours of French instruction)</li> <li>maximum class size of 29</li> </ul>
APPLIED	<ul style="list-style-type: none"> <li>Step by step approach to learning using theory and practical examples</li> <li>Offered in English, Science, and Math</li> <li>Maximum class size of 22</li> </ul>
DESTREAMED	<ul style="list-style-type: none"> <li>offered in the following courses: English, Math, Science and Geography</li> <li>additional compulsory courses may be offered as destreamed for next year</li> </ul>
LOCALLY DEVELOPED	<ul style="list-style-type: none"> <li>offered in the following compulsory courses: Science, Math, English</li> <li>maximum class size of 16</li> <li>placement determined through an IPRC meeting</li> </ul>
OPEN	<ul style="list-style-type: none"> <li>offered in the following compulsory courses: Physical Education, French (less than 600 hours of French instruction) and for all Elective courses</li> <li>maximum class size of 29 (exception Technology courses)</li> </ul>

# COURSE PATHWAY TYPES IN GR. 11 AND 12



**(C)**  
**COLLEGE**

**(U)**  
**UNIVERSITY**

**(M)**  
**UNIVERSITY/  
COLLEGE**

**(O)**  
**OPEN**

**(E)**  
**WORKPLACE**

Grades 11/12 courses have destinations.

**University** (degree), **College** (degree or diploma), **work**, **apprenticeship**, **armed forces**, **private college**.

**N.B. grade 12 open, college, and workplace type courses do not count as a university credit, and some universities may limit how many M courses they will accept.**



# POST-SECONDARY ADMISSION REQUIREMENTS

## UNIVERSITY & COLLEGE DEGREE PROGRAMS

- OSSD
- Grade 12 University English
- Five more Grade 12 U or M courses
- A minimum # of “U” courses
- Program prerequisites
- Minimum average to qualify
- Non-academic criteria such as auditions, interviews, and/or portfolios

## COLLEGE

- OSSD
- Grade 12 College English
- Program prerequisites
- Minimum average to qualify
- Some colleges may require a majority of senior credits that are C, M, or U
- Non-academic criteria such as auditions, interviews, and/or portfolios

# POST-SECONDARY ADMISSION REQUIREMENTS

## APPRENTICESHIP

(OYAP- Ontario Youth Apprenticeship Program)

- Over 140 skilled trades to choose from
- Usually an OSSD is required
- Entrance requirements vary by trade
- Workplace courses often accepted
- To learn more about each skilled trade visit:

[www.skilledtradesontario.ca/](http://www.skilledtradesontario.ca/)

Apprenticeship is Post-Secondary!  
Any experiential education is an advantage!

## WORLD OF WORK

- Many entry-level job opportunities for students who have completed their OSSD and have workplace experience
- Students who are fast tracking into the workforce directly after high school should:
  - work with Guidance, Co-op teachers, & employment centers to create a personal portfolio that they can present to employers

# UNDERSTANDING THE COURSE CODE

**M C R**

**3 Letters  
Identify  
Subject**

## **The first letter represent the course's subject area:**

A – The Arts  
B – Business Studies  
C – Canadian & World Studies  
E – English, English Development, English As a Second Language  
F – French  
G – Guidance & Career Education  
H – Social Sciences & The Humanities  
K – Alternative (Non-Credit)  
L – Classical, International & Indigenous Languages  
M – Mathematics  
N – First Nations, Métis & Inuit Studies  
P – Health & Physical Education  
I – Computer Studies or Interdisciplinary Studies  
S – Science  
T – Technological Education

**3**

**Number  
Reflects  
Grade/  
Level**

## **Grades**

1 = Grade 9  
2 = Grade 10  
3 = Grade 11  
4 = Grade 12

**U**

**Letter  
Shows  
Course  
Type**

## **Course Types**

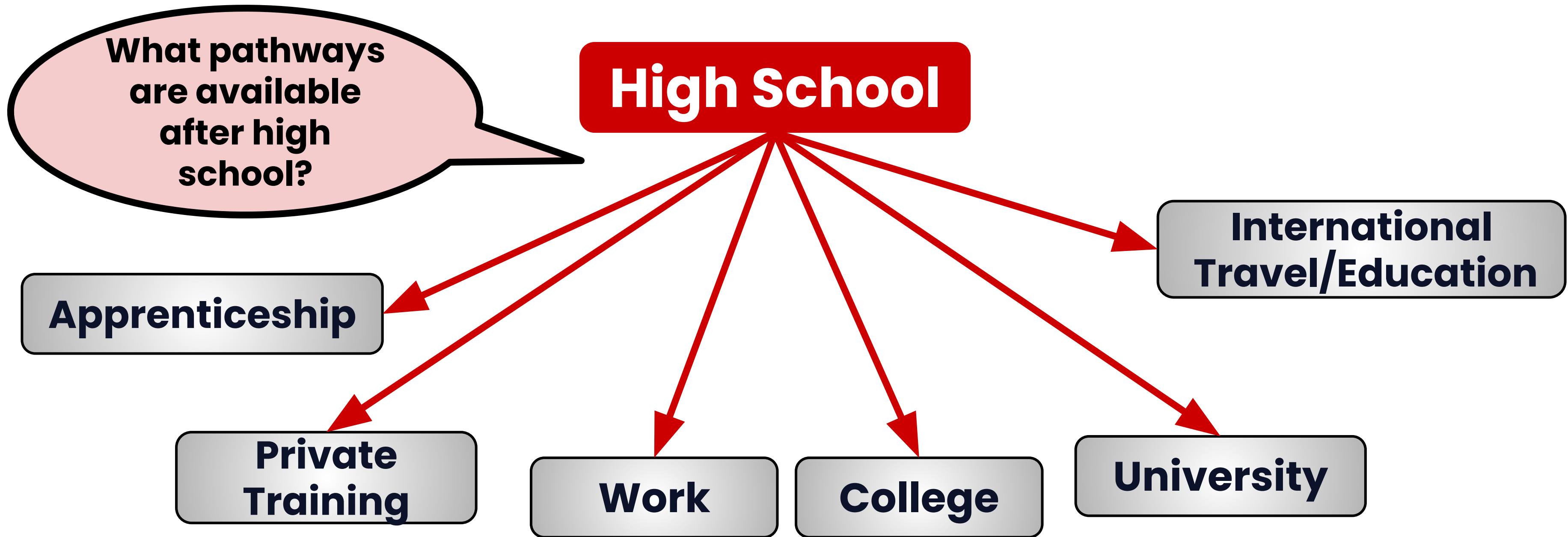
W – Destreamed  
D – Academic  
P – Applied  
L – Locally Developed  
O – Open  
U – University  
C – College  
M – University/College  
E – Workplace  
N – Non-Credit

**1**

**A  
Number  
to  
Distinguish  
Programming**

1- Regular Programming  
M- Arts Programs  
8- Female Identifying HPE  
9- Male Identifying HPE

# PATHWAYS ARE FLEXIBLE



**Note:** As your interests, skills and aptitudes develop and mature, you can transfer between pathways.

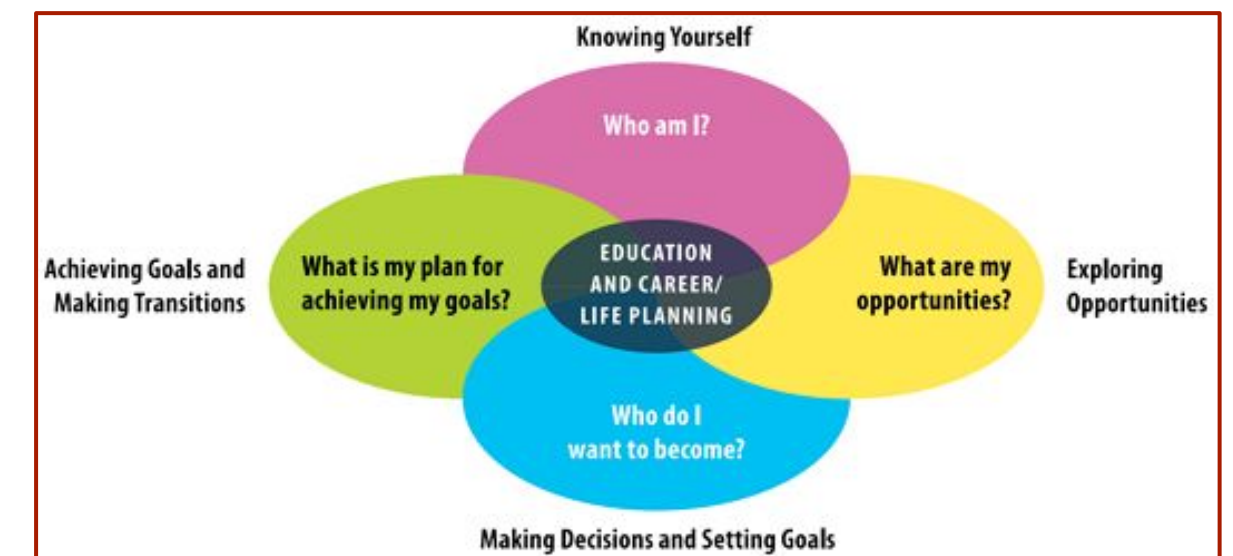


# PATHWAY SUPPORT

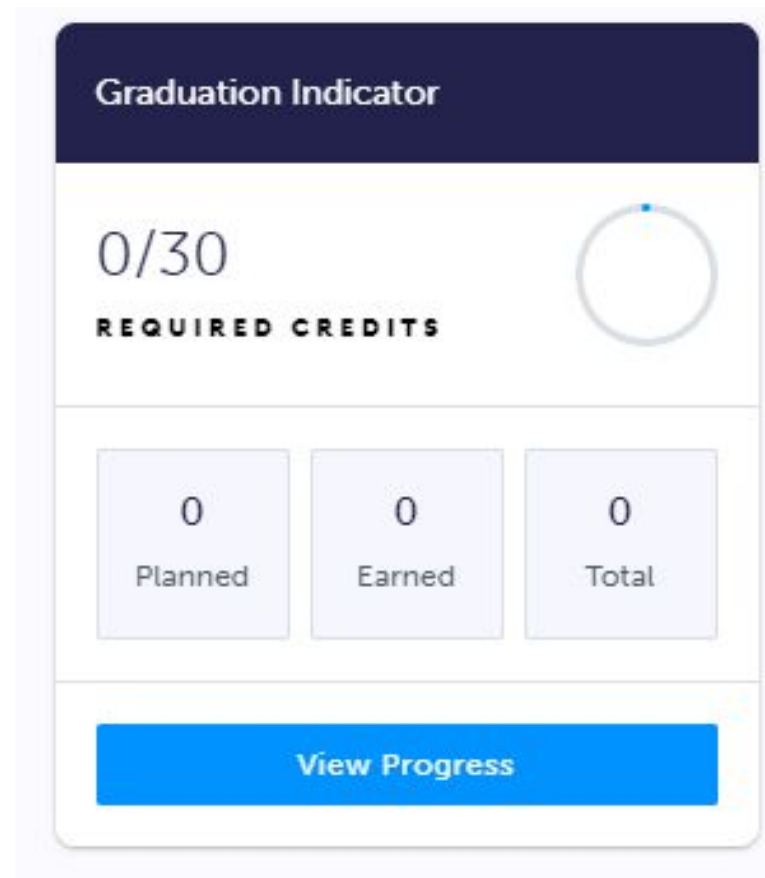


To help students select courses and discuss pathway options, consider:

- Talking with subject teachers
- Guidance counsellor
- Parents/guardians
- Using information learned from the Grade 10 Careers class
- Reviewing the IPP (My Pathway Planner)

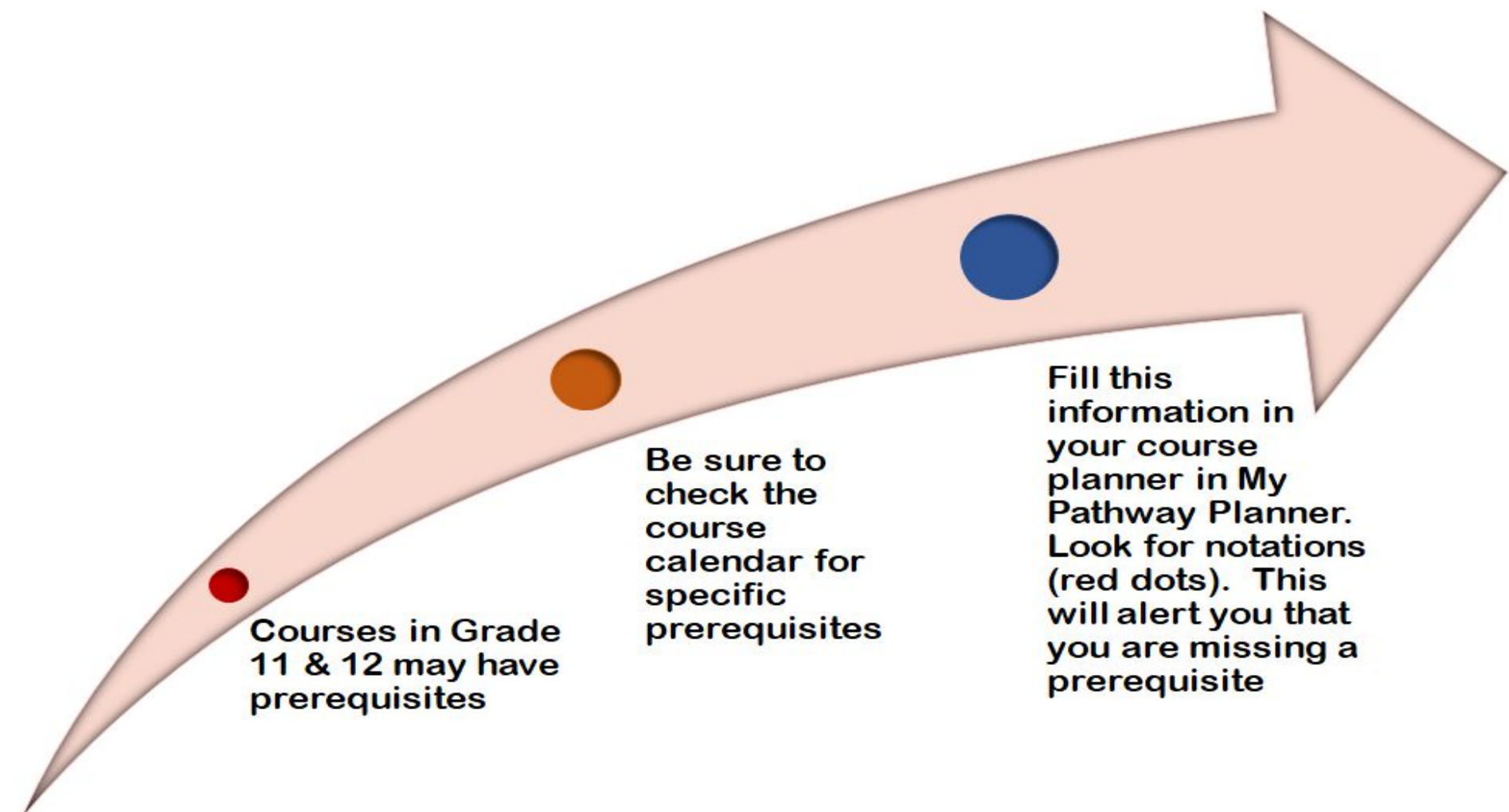


# TRACKING YOUR DIPLOMA REQUIREMENTS & LOOKING AHEAD--PRE-REQUISITE PLANNING



To track your diploma requirements you can refer to your credit counselling summary and/or refer to My Pathway Planner 'Graduation Indicator'.

When planning for courses, consider the following:





# OUR SCHOOL PROGRAMS: SHSM



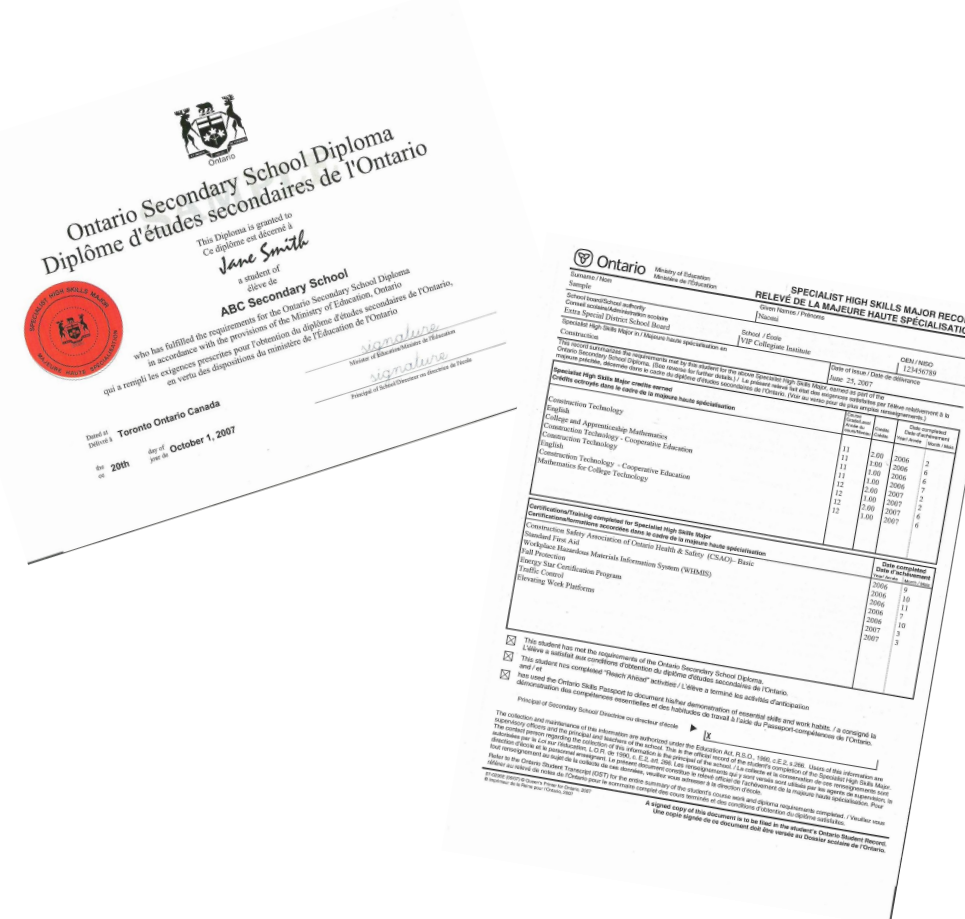
In SHSM, students in grade 11 and 12 focus on a career path that matches their skills and interests. Students receive the SHSM seal on their diploma when they:

- earn valuable industry certifications
- participate in various experiential learning activities and learn about a variety of post-secondary opportunities
- work with the community around Innovation, Creativity and Entrepreneurship, Coding, or Mathematics.



<http://bit.ly/YouTubePathways>

[www.yrdsb.ca/SHSM](http://www.yrdsb.ca/SHSM)





# WHERE TO FIND MORE INFORMATION ON SHSM IN MY PATHWAY PLANNER

The screenshot shows the 'Home' dashboard of the My Pathway Planner. The top navigation bar includes 'Dashboard', 'Tasks', 'Classes', 'Goals', and 'Portfolios'. The left sidebar contains a menu with 'Home', 'Who Am I', 'High School', 'Continuing Education', 'Post-Secondary', and 'Work'. The main content area is titled 'Complete your IPP Tasks' and features a progress bar at 63%. Below the progress bar, it states: 'Individual Pathways Plan (IPP) Tasks help you plan your education and career while earning points for prize draws.' At the bottom of this section are two buttons: 'View All Tasks' and 'Show Prizes'.

**From your Dashboard,  
scroll to the bottom of  
the page to look for  
information on SHSM**



The screenshot shows the 'Files & Resources' section. It has a header with a calendar icon and the title 'Files & Resources'. Below the header, there are two columns: 'Resources' and 'My Files'. The 'Resources' column lists three items: 'SHSM Business Flyer', 'SHSM Arts and Culture Flyer', and 'SHSM Health & Wellness Flyer...'. Each item has a 'Direct Link' and a 'View' button. The 'My Files' column shows a file named '4126814\_P' with a size of '9 KB'.

# CO-OPERATIVE EDUCATION

Co-op integrates classroom theory with practical experience in the workplace.

## Opportunities for students to:

- Earn 2-4 credits
- Develop knowledge, skills, and attitudes through hands-on experience
- Explore a career to make informed educational and pathway decisions
- Develop networking opportunities

## Co-op course codes:

### 2 Credit Co-op:

- Grade 11 and 12—COOP2 -Open  
(Any semester, AM or PM)

## IMPORTANT!

Co-op should NOT be chosen  
as an alternate course

AM & COOP2PM-Open

Ontario Youth Apprenticeship

Program)

- (semester 1 or 2)

4 Credit Accelerated OYAP (Ontario Youth Apprenticeship Program)

- (semester 2 ONLY)

*A Helpful Tip...Know what type of placement you want before choosing Co-op!*

## IMPORTANT!

A separate application, including teacher references is required. You can access the co-op application online or speak with a co-op teacher in Room

215. [www.uhscoop.com](http://www.uhscoop.com)

### High School

Plan Courses

Unionville H.S.

Filters

Grade

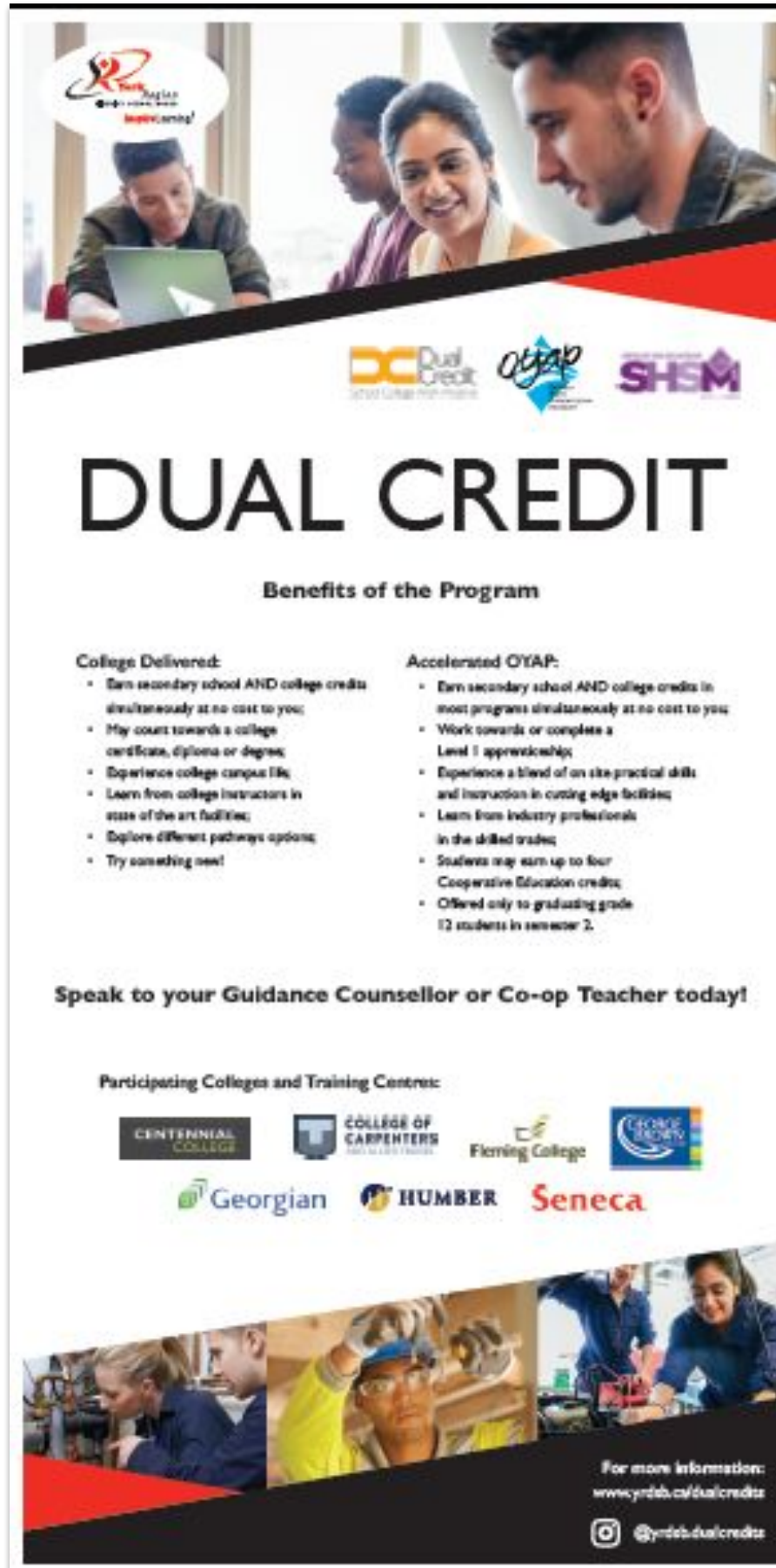
Cooperative Education

CO-OP ((Any semester, AM or PM))

Grade 11 • CUP3X2 • Open



# OUR SCHOOL PROGRAMS: DUAL CREDIT



A flyer for the Dual Credit program. At the top, a photo shows three students (two men and one woman) looking at a laptop. Below this is the 'Dual Credit' logo with 'School College Work Initiative' underneath. To the right of the logo are logos for 'OYAP' and 'SHEM'. The main title 'DUAL CREDIT' is in large, bold, black letters. Below it, 'Benefits of the Program' is written. There are two columns of bullet points: 'College Delivered:' and 'Accelerated OYAP:'. At the bottom, it says 'Speak to your Guidance Counsellor or Co-op Teacher today!'. Below that, 'Participating Colleges and Training Centres:' is followed by logos for Centennial College, College of Carpenters, Fleming College, Georgian College, Humber College, and Seneca College. At the very bottom, there are three small photos of students in various settings (classroom, workshop, lab) and the website 'www.yrdsb.ca/dualcredits' and Instagram handle '@yrdsb.dualcredits'.

**DUAL CREDIT**

Benefits of the Program

**College Delivered:**

- Earn secondary school AND college credits simultaneously at no cost to you;
- May count towards a college certificate, diploma or degree;
- Experience college campus life;
- Learn from college instructors in state of the art facilities;
- Explore different pathways options;
- Try something new!

**Accelerated OYAP:**

- Earn secondary school AND college credits in most programs simultaneously at no cost to you;
- Work towards or complete a Level 1 apprenticeship;
- Experience a blend of on site practical skills and instruction in cutting edge facilities;
- Learn from industry professionals in the skilled trades;
- Students may earn up to four Cooperative Education credits;
- Offered only to graduating grade 12 students in semester 2.

Speak to your Guidance Counsellor or Co-op Teacher today!

Participating Colleges and Training Centres:

CENTENNIAL COLLEGE COLLEGE OF CARPENTERS Fleming College Georgian College HUMBER Seneca

For more information:  
[www.yrdsb.ca/dualcredits](http://www.yrdsb.ca/dualcredits)  
@yrdsb.dualcredits



[www.yrdsb.ca/dualcredits](http://www.yrdsb.ca/dualcredits)

 @yrdsb.dualcredits

**Grade 11 and 12 students**  
earn a high school elective credit  
AND a college credit.

**FREE** Tuition, Transportation,  
Applicable Tools, and Textbooks

The target audience for a dual credit course is those who face significant challenges in completing the requirements for graduation, or who left school before graduating, because they are disengaged and not meeting their full academic potential, but who have shown evidence of the potential to succeed in college or an apprenticeship.



**Dual credits** at  
Centennial College,  
George Brown College,  
Humber College,  
Seneca College and  
Georgian College



# COURSE SELECTION

A close-up photograph of a person's hand typing on a laptop keyboard. The image is slightly blurred, focusing on the action of typing. A bright yellow starburst graphic with a red outline is overlaid on the left side of the image, containing the text 'COMPLETED ONLINE'.

**COMPLETED  
ONLINE**

Use the “*My Pathway Planner*”  
(*myBlueprint*)



For course descriptions and courses at a glance, visit the UHS website under the Guidance tab or click on the course in My Pathway Planner

The screenshot displays the Unionville High School website. At the top, the York Region District School Board logo is on the left, and the school name 'Unionville High School' is in the center. To the right are dropdown menus for 'Staff' and 'Students', both set to '--Select an Application--'. Below these is a 'Google Custom Search' bar. A navigation menu contains links: 'Unionville H.S.', 'School Information', 'News & Events', 'Arts Unionville', 'Departments', 'Students', 'Parents', 'Guidance', 'Library', and 'School Council'. The 'Guidance' link is highlighted with a red box. Below the navigation menu, a breadcrumb trail reads 'You Are Here : Schools : Unionville H.S. : Guidance'. On the left sidebar, a list of links includes 'School Registration', 'Secondary School Requirements', 'Transition to High School', 'Course Offerings' (highlighted with a red box), 'Alternate Ways of Learning', 'University & College Application Process Presentation', 'Post Secondary Education', 'Financing your Education', 'Community Resources', 'Wellness Day', 'Course Selection', and 'Ontario Course Pathways & Descriptions'. A red arrow points from the 'Course Offerings' link to a pop-up menu that contains 'UHS Course Catalogue and Descriptions' and 'UHS Course Offerings 2020-2021 at a glance'. Another red arrow points from the 'Guidance' link in the navigation menu to the same pop-up menu. The main content area features a 'WELCOME TO GUIDANCE' heading, a large 'WELCOME' text, and a graphic of colorful signs with words like 'Advice', 'Service', 'Support', 'Help', 'Guidance', 'Custom Assistance', and 'Solution'. Below this is a circular diagram with 'COUNSELOR' in the center, surrounded by 'STUDENTS', 'PARENTS', 'TEACHERS', and 'ADMINISTRATORS'. To the right of the diagram is a text block describing the Guidance and Career Education services.

Secondary  
Unionville High School

Staff: --Select an Application--  
Students: --Select an Application--

Google Custom Search

Unionville H.S. School Information News & Events Arts Unionville Departments Students Parents Guidance Library School Council

You Are Here : Schools : Unionville H.S. : Guidance

School Registration  
Secondary School Requirements  
Transition to High School  
Course Offerings  
Alternate Ways of Learning  
University & College Application Process Presentation  
Post Secondary Education  
Financing your Education  
Community Resources  
Wellness Day  
Course Selection  
Ontario Course Pathways & Descriptions

WELCOME TO GUIDANCE

WELCOME

UHS Course Catalogue and Descriptions  
UHS Course Offerings 2020-2021 at a glance

Advice Service Support Help Guidance Custom Assistance Solution

STUDENTS PARENTS COUNSELOR TEACHERS ADMINISTRATORS

Guidance and Career Education offers to students, teachers, parents, and the community a variety of services and programs. The Guidance department at Unionville provides support regarding the academic and personal needs of each individual student. Academic counselling may include assistance with course selection, career planning or pathway options.

Each student is unique and has individual needs that are important to them. At Unionville, counsellors offer individual appointments to facilitate each student's needs. We believe in guiding and challenging our students to become independent,



# ACCESSING *MY PATHWAY PLANNER*



Q Hi, what are we looking for today?

I'd like to...

Select Language



## Google Classroom

Platform enabling online learning and collaboration through Google Apps for Education. Students can access Google Meet through Classroom.

[Need help?](#)



## Google Meet

A video conferencing tool for students to engage in online learning.

[Need help?](#)



## GSuite

Digital tools that help students create and collaborate. Tools include Gmail, Docs, Slides, Sheets, Jam Board and Drive.


[Need help?](#)



## Brightspace/D2L

Virtual Learning Environment that provides online courses and course content.

[Need help?](#)



## TeachAssist

Online tool for secondary students, providing student course assessment data.


[Need help?](#)



## My Pathway Planner

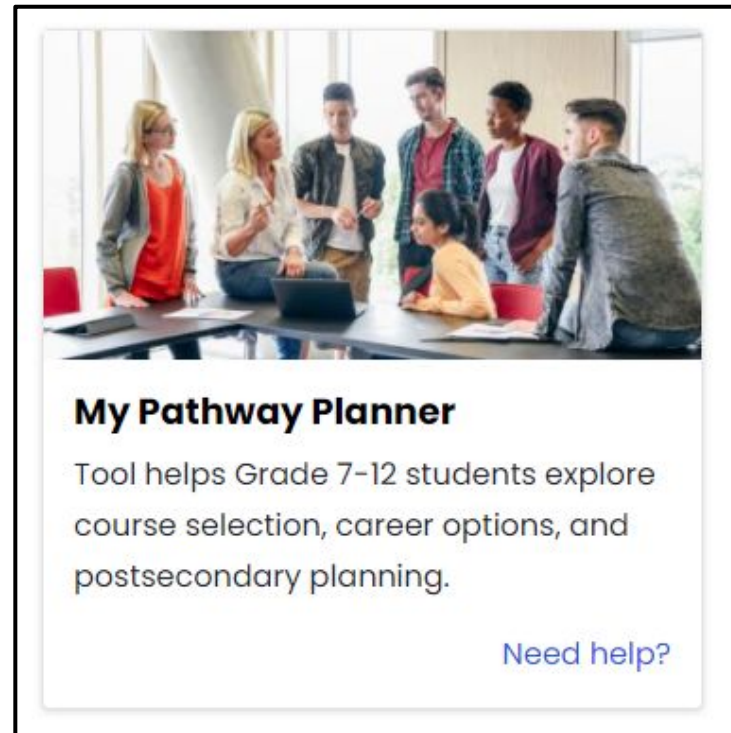
Tool helps Grade 7-12 students explore course selection, career options, and postsecondary planning.

[Need help?](#)



# STEPS TO COMPLETE COURSE SELECTION:

**STEP 1:** Click on My Pathway Planner



**STEP 2:** Login using your student number and password

**York Region**  
DISTRICT SCHOOL BOARD  
*Inspire Learning!*

**my PATHWAY planner** Grades 7 - 12 Individual Pathways Plan and Course Selection

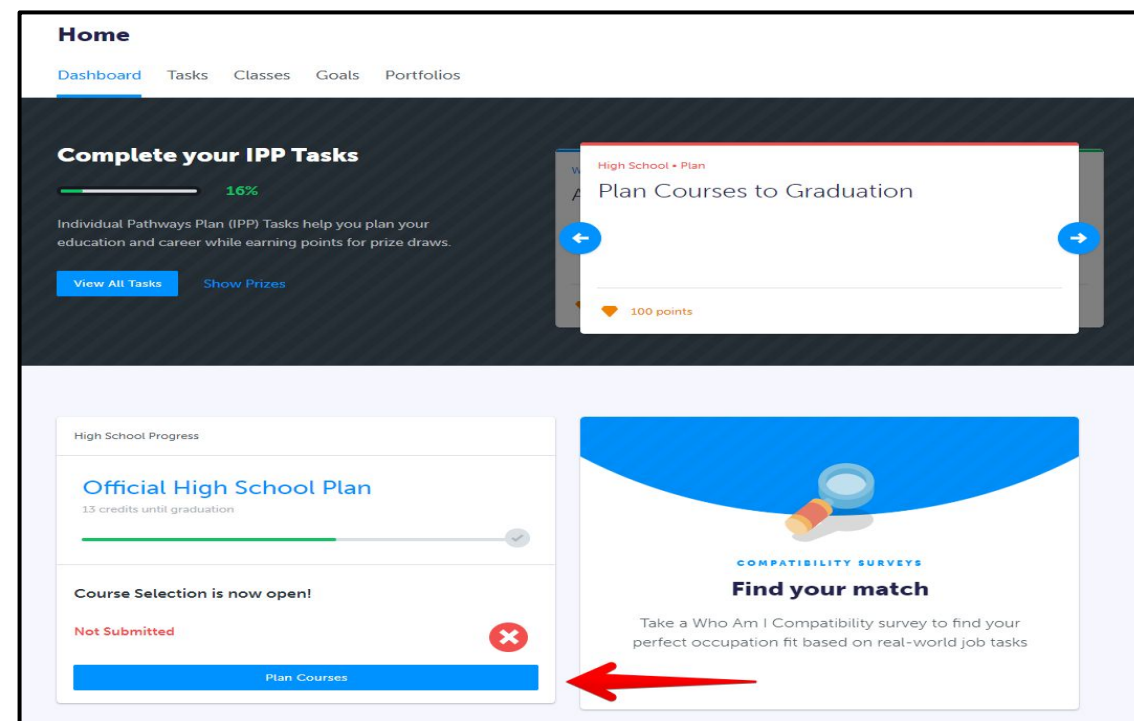
Please login below to access MyPathwayPlanner

Domain:

User name:

Password:

**STEP 3:** From the Dashboard, click **Plan Courses**





**STEP 4: Add  
courses to your  
High School  
Plan.  
Click on *+ Course*  
to select courses**

Unionville H.S.

View Plans

×

Your courses are **Not Submitted**

Not returning next year?

1Step 1Add Courses

2Step 2Review Courses

3Step 3Submit Courses

Review Course Selections

Grade 9 Completed	Grade 10 Completed	Grade 11 Current Year	Grade 12 Next Year
English ENG1D1 • 1 Credit	English ENG2D1 • 1 Credit	English ENG3U1 • 1 Credit	+ English
Mathematics MTH1W1 • 1 Credit	Principles of Mathematics MPM2D1 • 1 Credit	Functions and Applications MCF3M1 • 1 Credit	+ Course
Science SNC1D1 • 1 Credit	Science SNC2D1 • 1 Credit	Healthy Active Living Edu... PPL3O1 • 1 Credit	+ Course
Core French FSF1D1 • 1 Credit	Canadian History Since W... CHC2D1 • 1 Credit	Chemistry SCH3U1 • 1 Credit	+ Course
Issues in Canadian Geogr... CGC1D1 • 1 Credit	Civics & Career Studies CIVCAR • 1 Credit	Introduction to Computer... ICS3U1 • 1 Credit	+ Course
Healthy Active Living Edu... PPL1O8 • 1 Credit	Introduction to Business BBI2O1 • 1 Credit	Forces of Native Physical ... CGF3M1 • 1 Credit	+ Course
Exploring Technologies TIJ1O1 • 1 Credit	Food and Nutrition HFN2O1 • 1 Credit	Introduction to Anthropol... HSP3U1 • 1 Credit	+ Course
Exploring Family Studies HIF1O1 • 1 Credit	Healthy Active Living Edu... PPL2O1 • 1 Credit	Repertoire-Vocal/Choral AMR3M3 • 1 Credit	+ Course
Instrumental Music - Begi... AMI1O2 • 1 Credit	Instrumental Music - Begi... AMI2O2 • 1 Credit	Instrumental Music - Band AMI3M1 • 1 Credit	Alternates
Repertoire-Vocal/Choral AMR1O3 • 1 Credit	Repertoire-Vocal/Choral AMR2O3 • 1 Credit	+ Repertoire	+ Alternate
			+ Alternate
			+ Alternate

Graduation Indicator

29/30  
REQUIRED CREDITS

29  
Planned

0  
Earned

29  
Total

View Progress

SHSM Planner

Your school offers 3 Specialist High Skills Majors

Learn More

Pathway Eligibility

Last Updated  
Dec. 16, 2021, 11:01 a.m.

Refresh Eligibility

Apprenticeship1

College0

Community LivingView

University0

Workplace0

Learn More

# ONLINE OPT-OUT

Opt-out for online courses can be completed through My Pathway Planner

The screenshot displays the 'My Pathway Planner' web application. On the left, a sidebar menu is open, showing options like Home, Who Am I, High School, Continuing Education, Post-Secondary, Work, Money, Guides, and Favourites. The 'High School' section is selected. The main content area is titled 'High School' and has tabs for 'Plan' and 'Courses'. The 'Courses' tab is active, showing a search bar and a filter for 'Grade'. Below the search bar, it says '1 Results Found'. A red arrow points to the 'Online Learning Opt-out' link in the results, which is listed as 'Grade 10-12 • OLOPTO • 0 Credits • Open'.

**High School**

Plan Courses

Search Courses...

Filters Grade

1 Results Found

Online Learning Opt-out

Online Learning Opt-out  
Grade 10-12 • OLOPTO • 0 Credits • Open



# DAY SCHOOL ONLINE LEARNING COURSES

Day school online learning courses can be

The image displays a user interface for selecting online learning courses. On the left, a sidebar for 'High School' includes a 'Courses' tab, a search bar labeled 'Search Courses...', and a 'Filters' section. Below the filters, it shows '1 Results Found' and a list item for 'Online Learning Courses' with details: 'Grade 9-12 • ONLINE • 1 Credit • Alternative'. A red arrow points from this list item to a larger, detailed view of the course on the right.

The detailed view on the right is titled 'Online Learning Courses' and includes the following information:

- Course Details:** Grade 9-12, ONLINE, 1 Credit, Alternative.
- Description:** This course is a placeholder for asynchronous Online Learning. When you choose this option, you will be prompted to choose an Online Learning course from a drop-down menu. These courses are delivered entirely online using an asynchronous model; they are not teacher-led classes at a specified time each day. These asynchronous Online Learning courses count towards the Online Learning requirement for students who entered Grade 9 in the 2020-21 school year. Students may add a maximum of two Online Learning courses to their course selections.
- Selection Interface:** A dropdown menu with the placeholder text 'This is a placeholder code. You must select a course below' and 'Select...'. The dropdown is open, showing a list of courses: 'Financial Accounting Fundamentals - BAF3M', 'International Business Fundamentals - BBB4M', and 'Marketing: Goods, Services, Events - BMI3C'. A red arrow points to the dropdown menu.
- Course Status:** A section with three tabs: 'Planned' (selected), 'In-Progress', and 'Completed'.
- Action:** A blue button labeled 'Add Course' at the bottom.

# SELECTING A SPARE. ARE YOU ELIGIBLE?

Select the number of courses you plan to keep

6 = TWO SPARES  
7 = ONE SPARE  
8 = NO SPARES

Grade 11 students entering grade 12 can select up to two spares.

Always check the “Graduation Indicator” table for your projected credit total to ensure you can have a spare(s).

The screenshot shows a web-based course selection interface for Grade 11 students. At the top, there are tabs for 'Plan' and 'Courses'. Below this, the 'Grade 11' section is visible. A yellow starburst graphic is overlaid on the left side of the interface, containing text about selecting courses to keep. A red oval highlights the 'Graduation Indicator' section on the right, which includes a table with columns for 'Planned', 'Earned', 'Required', and 'Total Credits'. The 'Required' column shows '0/30'. Below this, there is a 'View Progress' button. The 'SHSM Planner' section is also visible, showing 'Your school offers 3 Specialist High Skills Majors' and a 'Learn More' button. The 'Pathway Eligibility' section shows 'Apprenticeship' and 'College' with a value of '0' next to each. The main area of the interface is a grid of course selection options, including Mathematics, Science, French, Geography, Health and Physical Education, History, Civics/Careers, and various 'Course' options.

Planned	Earned	Required	Total Credits
0	0	0/30	0

View Progress

SHSM Planner

Your school offers 3 Specialist High Skills Majors

Learn More

Pathway Eligibility

Apprenticeship 0

College 0




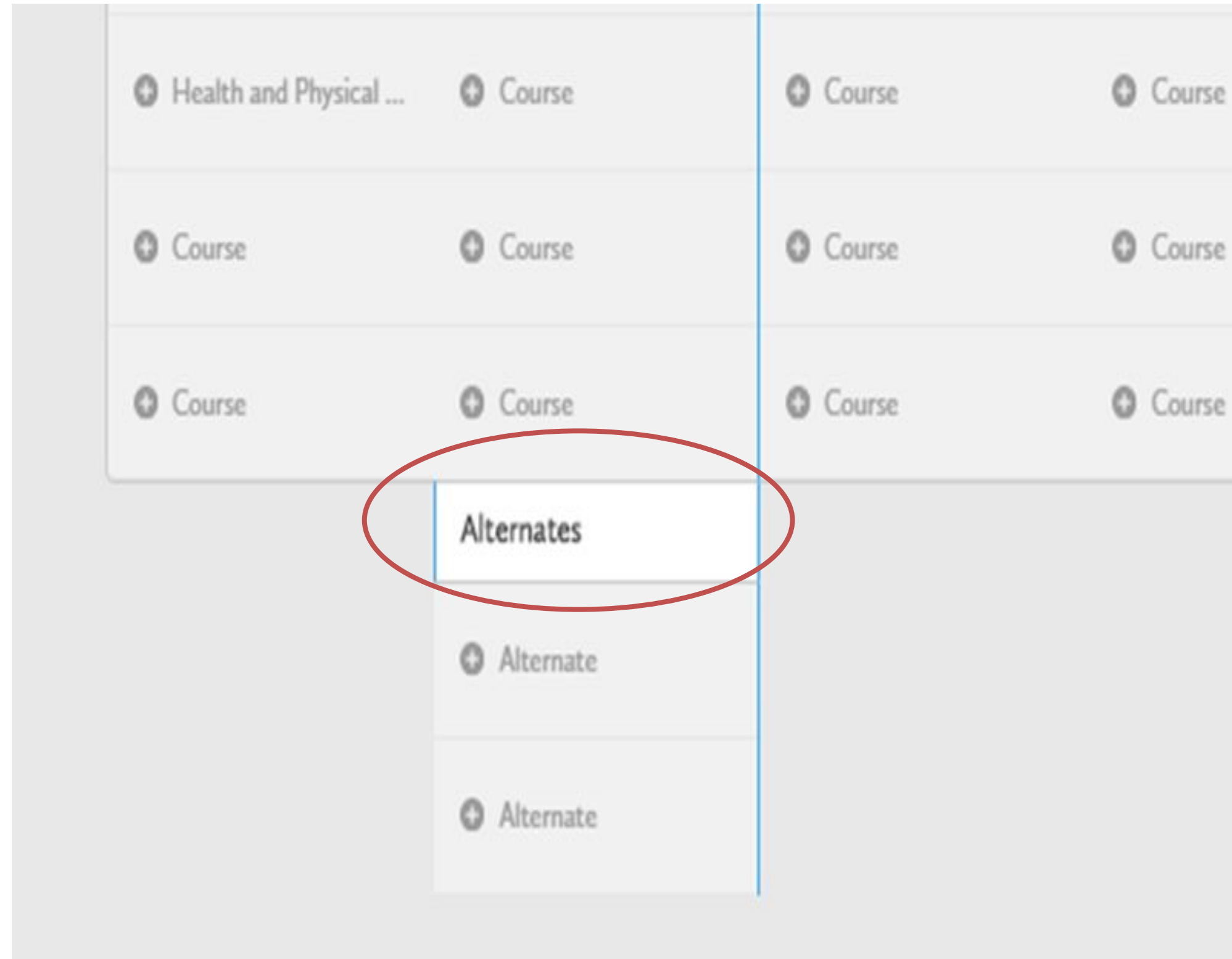
# AFTER SCHOOL COURSES

- If you want to add an after school course (repertoire/showtime/music theatre), you must first select all your courses and then you may add an additional course. The '*Music Repertoire*' category will appear once you do this.
- **DO NOT** add courses from any category other than the '*Music Repertoire*' category. Doing so will result in errors with your course selection and you may not get all the courses you have requested.

# ALTERNATES

You must select 3 alternates in order to submit your course request.

 Choose these in the same way you choose the elective courses. In the event your initial course request cannot be scheduled, your alternate will be used. **CHOOSE WISELY!!!**



The screenshot displays a user interface for selecting courses. It features a grid of course options, each represented by a plus icon and a label. The first row includes 'Health and Physical ...' and 'Course'. The subsequent rows consist of 'Course' labels. A vertical blue line separates the main grid from a section on the right. Below the grid, a red oval highlights a section titled 'Alternates'. This section contains two rows, each with a plus icon and the label 'Alternate'.

# SUMMER SCHOOL REQUEST

If you are considering a summer school course, please complete the Summer School Plan form. The link is available at the top of the 'Course Selection Resources' and then 'Summer School Plan' for UHS (ie. if you select a course, add it to your course planner)

The screenshot shows the 'High School' section of a course selection tool. Under the 'Plan' tab, 'Grade 11' is selected. A red error message states 'Your courses are Not Submitted'. A progress bar shows three steps: 'Step 1 Add Courses' (active), 'Step 2 Review Courses', and 'Step 3 Submit Courses'. At the bottom, a navigation bar shows 'Grade 9 Current Year', 'Grade 10 Next Year' (highlighted), 'Grade 11 Plan Ahead', and 'Grade 12 Plan Ahead'.

The screenshot shows the 'Summer School Plan (for UHS students in Grades 9-12)' form. The form includes a title, a description, and a detailed note. The note states: '\*\*Please note this form is NOT your Summer School registration. Students will complete YRDSB Summer School registration through 'My Pathway Planner' in the spring\*\* If requesting summer school, DO NOT select the same course for next year (ie. if taking English at summer school, do not request it for UHS). If you do not complete the summer school course you intend on taking, we cannot guarantee the course will be available the following school year.' Below the text is a 'First Name (Legal)' field with a 'Short answer' dropdown menu. The form also includes a 'Required' toggle switch and a 'Review Courses' button.

**Please note: students can start registering for summer school in the spring.**  
**Listen for announcements**



**Not Returning? Click on ‘*Not returning next year?*’ and indicate your reason why**

**High School**

Course Calendar View Plans

Not returning next year?

Let us know where you're headed by selecting an option below.

-- Select Destination --

- Select Destination --
- Apprenticeship
- College
- University
- Workplace
- New School
- Other Education/Training
- Community Living
- Gap Year

Cancel Confirm

Review Course Selections

Use the pull-down menu to select the reason that you are not returning

STEP 5: Click on *Review Course Selections* to review your chosen courses

Official High School Plan

[Course Calendar](#)

View Plans

×

Your courses are **Not Submitted**

1

Step 1

Add Courses

2

Step 2

Review Courses

3

Step 3

Submit Courses

Review Course Selections

Grade 9 Next Year	Grade 10 Plan Ahead	Grade 11 Plan Ahead	Grade 12 Plan Ahead
<div>English</div> <div>ENG1D1 • 1 Credit</div>	<div>+</div> English	<div>+</div> English	<div>+</div> English
<div>Foundations of Mathe...</div> <div>MFM1P1 • 1 Credit</div>	<div>+</div> Mathematics	<div>+</div> Mathematics	<div>+</div> Course
<div>Science</div> <div>SNC1D1 • 1 Credit</div>	<div>+</div> Science	<div>+</div> Course	<div>+</div> Course
<div>Learning Strategies I - ...</div> <div>GLS1O1 • 1 Credit</div>	<div>+</div> History	<div>+</div> Course	<div>+</div> Course
<div>Dance</div> <div>ATC1O1 • 1 Credit</div>	<div>+</div> Civics	<div>+</div> Course	<div>+</div> Course
<div>Healthy Active Living ...</div> <div>PPL1OM • 1 Credit</div>	<div>+</div> Careers	<div>+</div> Course	<div>+</div> Course
<div>Food and Nutrition</div> <div>HFN1O1 • 1 Credit</div>	<div>+</div> Course	<div>+</div> Course	
<div>Issues in Canadian Ge...</div> <div>CGC1D1 • 1 Credit</div>	<div>+</div> Course	<div>+</div> Course	

→

Graduation Indicator

Planned

8

Earned

0

Required

8/30

Total Credits

8

View Progress

Pathway Eligibility

Apprenticeship

2

College

0

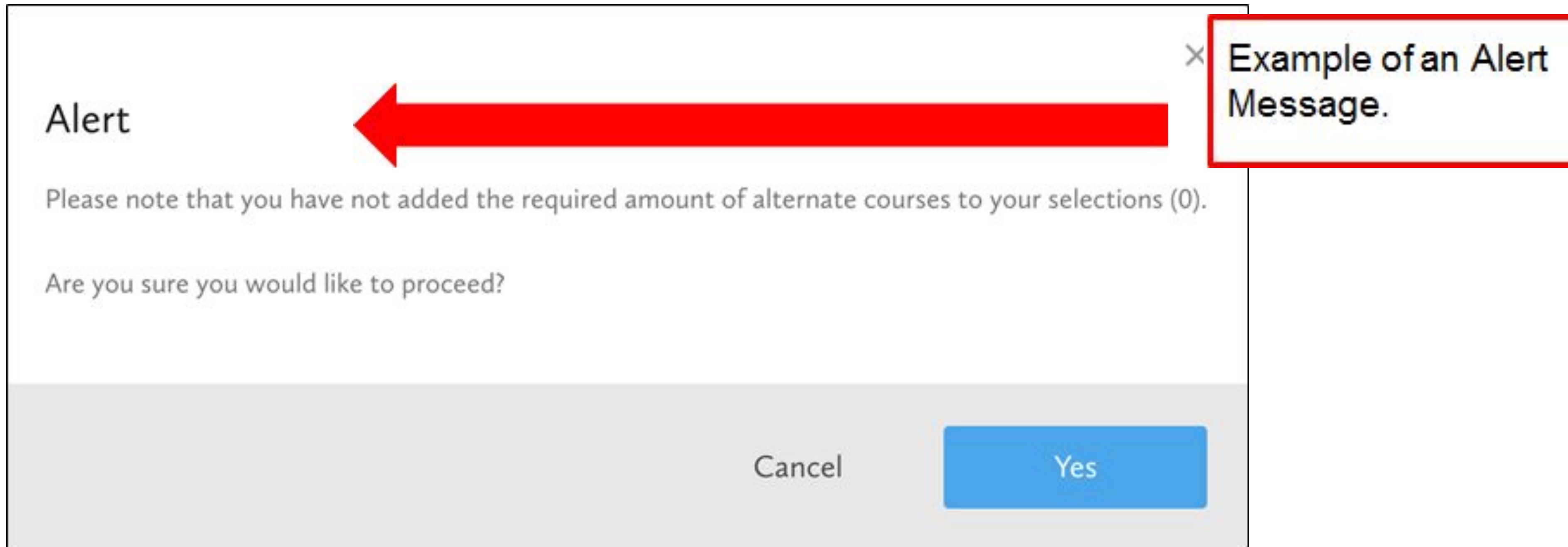
University

0

Workplace

0

**NOTE:** If you selected less than the minimum requirement of courses or did not select 3 required alternates, you will receive an **ALERT**. If this occurs, return to the course planner page and make the necessary changes.





# STEP 6: Click *Submit Course Selections* to submit courses to your school

## Review Courses

⚠ Review your course selections before submitting. Once submitted, you can no longer make changes in myBlueprint.

Step 1  
Add Courses

2 Step 2  
Review Courses

3 Step 3  
Submit Courses

Submit Course Selections


### 1 Review Course Selections

✓	ENG1D1 English	
✓	MFM1P1 Foundations of Mathematics	
✓	SNC1D1 Science	
✓	GLS1O1 Learning Strategies I - Skills	
✓	ATC1O1 Dance	
✓	PPL1OM Healthy Active Living Education	No Issues
✓	HFN1O1 Food and Nutrition	No Issues

**\*\*Please do not submit your course selections until you have discussed them with your parent or guardian\*\***

**\*\*Once you submit, your course selection is locked in\*\***

**The deadline to submit your courses in My Pathway Planner is February 21, 2025 by 4pm!**



# STEP 7: Courses are ready for review

The image shows a web interface for 'Review Courses'. The main page has a header 'Review Courses' and a section 'Submission Details'. It includes a progress bar with three steps: 'Step 1 Add Courses', 'Step 2 Review Courses' (which is highlighted), and 'Step 3 Submit Courses'. A green 'Success' message states: 'Your course selections have been submitted to your Counsellor for review. Please either print or email a paperless approval email, as directed by your school'. A blue button 'Back to High School' is at the bottom. A modal window titled 'Parent/Guardian Approval' is open, asking the user to add a parent or guardian email. It includes a text input field with 'jordan.lewis@' and a blue button 'Send Approval Email'.

Review Courses

### Submission Details

! Email your parent/guardian so that they may confirm your selections

1 Step 1 Add Courses 2 Step 2 Review Courses 3 Step 3 Submit Courses

**Success**

Your course selections have been submitted to your Counsellor for review. Please either print or email a paperless approval email, as directed by your school

**Note:** Speak to your Counsellor to discuss any changes that you wish to make to your course selections

Back to High School

Review Courses

### Submission Details

! Email your parent/guardian so that they may confirm your selections

1 Step 1 Add Courses

**Success**

Your course selections have been submitted to your Counsellor for review. Please either print or email a paperless approval email, as directed by your school

**Note:** Speak to your Counsellor to discuss any changes that you wish to make to your course selections

Back to High School

### Parent/Guardian Approval

Please add a parent or guardian email below for us to share your course selection. Your parent/guardian will be asked to approve your course selections. This approval is not required for students over the age of 18.

Parent/Guardian Email


jordan.lewis@

Send Approval Email

- You will be prompted to send an approval email to your parent/guardian. There is no longer a printed sign-off form.

# STEP 8: Parent/Guardian can **Approve or Reject**

THIS IS AN AUTOMATED MESSAGE. PLEASE DO NOT REPLY!

 myBlueprint

### Course Selections approval request

Hi,

First102 Last102 has requested you approve their Course Selections.

To approve these choices, you must review the information below and click 'Approve Course Selections'.

Name: First102 Last102  
School: Demo High School 2

Courses Submitted:

- English (ENG4C1)
- Chemistry (SCH4CC)
- Interdisciplinary Studies (IDC4U1)
- Visual Arts (AVI2O1)
- Introduction to Business (BBI2O1)

Alternate Courses Submitted:

- Guitar Music (AMG2O1)

**Approve Course Selections**

Don't approve of these Course Selections? **Reject Request**. If you reject this request, please follow up with your school's guidance counsellor about next steps.

- Your parent/guardian will receive an email from **myBlueprint** directly. They must approve your courses in order for them to be processed. If they are rejected, please notify your alpha Guidance Counsellor.
- Your alpha Guidance Counsellor will review your courses and notify you if there are any issues.
- You will receive a confirmation of your course selection after March Break via email. It is important to review this with your parent/guardian in case an error was made. If there is a desired change, you may do so at course verification time.



Once courses have been submitted, your school plan will indicate this. If you need to send an approval email again, you can do so by clicking on ‘Send Approval Email’.

Home

Who Am I

High School

Continuing Education

Post-Secondary

Work

Money

Guides

Favourites

High School

Plan Courses

Unionville H.S.

✓ Your courses are Submitted Dec. 6, 2021, 10:27 a.m. EST

Send Approval Email

Grade 9 Next Year	Grade 10 Plan Ahead	Grade 11 Plan Ahead	Grade 12 Plan Ahead
English ENG1D1 • 1 Credit	English	English	English
Mathematics MTH1W1 • 1 Credit	Mathematics	Mathematics	Course
Science SNC1D1 • 1 Credit	Science	Course	Course
Core French FSF1D1 • 1 Credit	History	Course	Course
Issues in Canadian Geogr... CGC1D1 • 1 Credit	Civics/Careers	Course	Course
Healthy Active Living Edu... PPL1O8 • 1 Credit	Course	Course	Course
Exploring Technologies TI12O1 • 1 Credit	Course	Course	Course
Exploring Family Studies HIF1O1 • 1 Credit	Course	Course	Course
Instrumental Music - Begi... AMI1O2 • 1 Credit			
Repertoire-Vocal/Choral AMR1O3 • 1 Credit			

Course Selection Resources

View Plans

Graduation Indicator

10/30  
REQUIRED CREDITS

10  
Planned

0  
Earned

10  
Total

View Progress

SHSM Planner

Your school offers 3 Specialist High Skills Majors

Learn More

Pathway Eligibility

Add more course(s) to unlock

# COURSE SELECTION SUBMISSION

Clicking on the “Submit” button will produce a warning that course selection will be locked and no further changes can be made.

**Submit button goes live on  
Thursday, February 13, 9 am!**

## PLEASE NOTE:

‘first come, first serve’, so it is important to check out the courses carefully and that your submission is LOCKED IN. Courses will not be processed until course selection closes on February 21st.

**FINAL DATE TO SUBMIT:  
FEBRUARY 21**

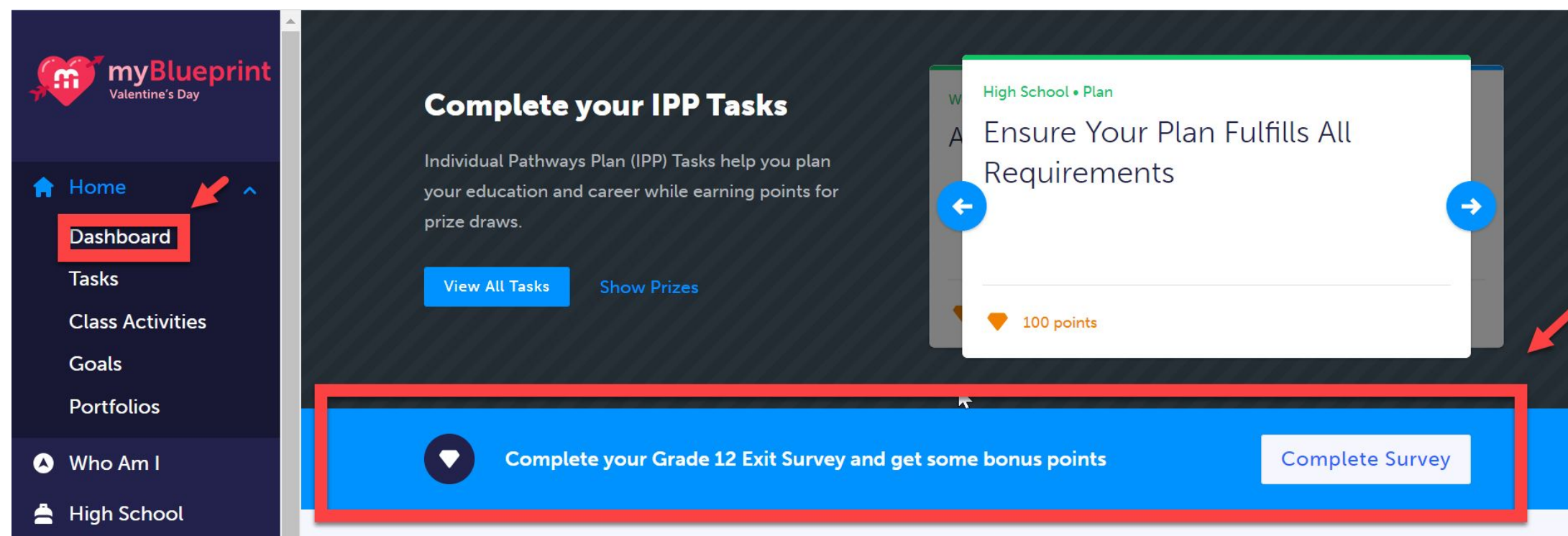
# EXIT SURVEY

Graduating students will be provided some time during their period 2 class to complete the YRDSB Exit Survey.

All students can access the survey through their *My Pathway Planner* accounts by doing the following:


1. Log into 'My Pathway Planner'
2. Click on the "Complete Survey" button in the blue banner on the homepage

Complete the survey questions in the Google Form that opens.





Course selection presentations will be posted by grade on the UHS Website under the Guidance tab after grade assemblies have been completed in February.



Secondary School Requirements ▶

Transition to High School ▶

Course Offerings ▶

Alternate Ways of Learning

University & College Application Process Presentation



Post Secondary Education ▶


Financing your Education ▶

Community Resources

Wellness

**Course Selection**

Ontario Course Pathways & Descriptions  



**Our Guidance Team**  
**Ms. M. Farwell**

Current Grade 8 Students
Current Grade 9 Students
Current Grade 10 Students
Current Grade 11 Students

## WELCOME TO GUIDANCE

Guidance and Career Education offers to students, teachers, and the community a variety of services and programs. The Guidance Department provides support regarding the academic and personal needs of students. Academic counselling may include assistance with course selection and post-secondary pathway options.

Each student is unique and has individual needs that are met. In Unionville, counsellors offer individual appointments to students. We believe in guiding and challenging our students to become lifelong learners that consistently work at their full potential.

Students can book an appointment with their alpha counsellor. Please see the counsellor list and booking instructions below.

### Appointment Booking Instructions

1. Log into your Teach Assist account. <https://ta.yrdsb.ca>
2. Under the sub-heading select, "Appointment Booking"
3. Choose your counsellor (based on your last name).
4. Click on the day and time you want to have your appointment.
5. Send an email to the counsellor with the appointment details.

ionville.hs/guidance



**ADDITIONAL  
QUESTIONS?**

If you have any questions,  
please contact your alpha  
Guidance Counsellor

Ms. Sukdeo  
**A - F**




Ms. Wu  
**G - J**



Ms. Riolo  
(Subject Head)  
**K - Mac**



Mr. Rafik  
**Mad - V, X**



Mr. Tam  
**W, Y - Z**

**Our Guidance  
Secretary**

Ms. Simtikidis





# **UHS Guidance POP-UP Shop**

**Look for the Guidance  
Department's mobile POP-UP  
shop located in the atrium  
periods 2, 3 and 4.**





# COURSE INFORMATION BY DEPARTMENT



★ Department and course information can be found here:

<http://www.yrdsb.ca/schools/unionville.hs/DeptPrograms/Pages/default.aspx>

# School Council Updates

Dr. Anoosh Sharif



# Admin Items

Exams: Wed. January 22 - Tues., January 28

Instructional Day/Lunar New Year: Wed., January 29

Exam Review Day: Thurs., January 30

PA Day: Fri., January 31

Semester 2 Begins: Mon., February 3


Caring and Safe School Assemblies February 10 and 11 (Mon/Tues)

Report Card Distribution: February 11 (Tues.) - 13 (Thurs.)

Course Selection Opens: February 13 (Thurs.)

Course Selection Closes: February 21 (Fri.)





# Upcoming School Council Dates

Monday, February 24,  
2025

Monday, April 28, 2025

